



SERVICES INDUSTRIELS
SAVARIA INC.

*At Savaria
the customer is
our priority!*


V-1504 STD Vertical Platform Lift


Residential & Commercial Access


Savaria offers the V-1504 STD, a Vertical Platform Lift designed to provide easy access for the physically challenged. This innovative product has been carefully studied to fit your home. Its versatility also provides the best architectural choice for commercial applications such as schools, churches and office buildings.



30
MONTH
LIMITED
WARRANTY

 **Head Office (North America)**
4150 Highway #13
Laval, Quebec, Canada
H7R 6E9

 **(450) 681-5655**
or 1 800 931-5655

 **(450) 681-4745**

 www.savaria.com

 savaria@savaria.com

No machine room necessary with the drive system enclosed in the hoistway.

V-1504 STD Vertical Platform Lift

Standard Equipment

- Quiet 2:1 chain hydraulic drive
- Relay logic controller for reliability and durability (electronic-free)
- Keyed control station on car
- 750 lb (340 kg) capacity
- 42" (1,067 mm) high platform side guard panels
- 12 VDC battery powered (up and down directions)
- 34" x 54" (863 x 1,371 mm) interior car size

Standard "almond beige" color

- Roller guide shoes
- Continuous-pressure type buttons
- Grab bar
- Non-skid platform surface
- Emergency lowering device
- Dual safety brake on car
- Modular 8 foot (2,438 mm) guide rail system
- Automatic safety ramp on platform (outdoor model)
- Under-platform safety sensor (outdoor model)
- Self-support base (outdoor model)

Optional Equipment

- Fire rated, flush mounted landing entrances
- Platform gate with metal insert and electric strike
- Acrylic or tempered glass inserts in doors and gates
- Keyed call and send stations at landings
- GAL type "N" interlock system or fire rated electric strike for doors and gates
- Self-support base (indoor model)
- Various platform access for versatility
- Custom platform size within safety code allowance
- Stop at additional landings
- Heavy-duty commercial pump (110 VAC up/12 VDC down)
- Fixed access ramp
- Telephone on platform
- Public building package
- Folding seat on platform
- Outdoor package
- Custom color

Keyed call and send stations at landings

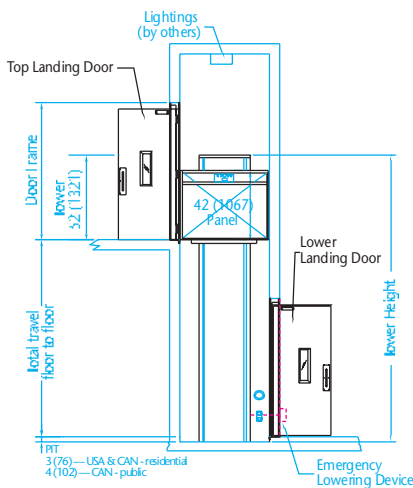
Optional outdoor package available

Hoistway can be built inside or outside building

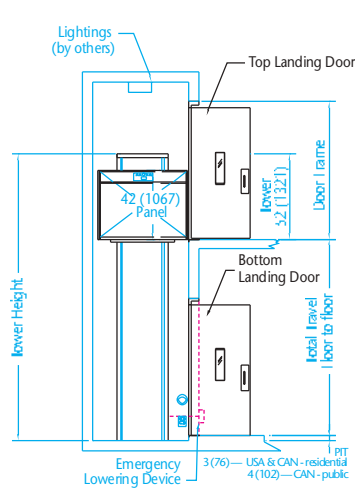
Optional 90° access

Platform Lift Hoistway Elevation Views

Front and Back Access



Same Side Access



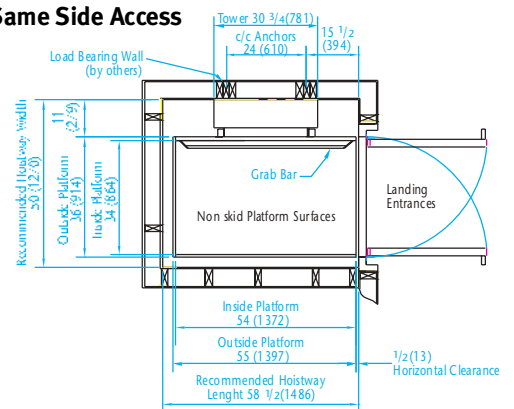
These drawings should be used for reference purposes only. These measurements are in inches (mm). Measurements and features can change without notice.

Authorized SAVARIA dealer

Be sure to visit our web site at: www.savaria.com

Platform Lift Hoistway Plan Views

Same Side Access



Front and Back Access

